

AIRFLOW, FORCE & PRESSURE SENSORS

Product Range Guide



Honeywell

FOR INNOVATION THAT'S WELL APART, THERE'S ONLY HONEYWELL.

With more than 50,000 products ranging from snap-action, limit, toggle, and pressure switches to position, speed, pressure, and airflow sensors, Honeywell has one of the broadest sensing and switching portfolios.

Honeywell sensor, switch, and control components are tailored to exact specifications for stronger performance, longer productivity, and increased safety. Enhanced accuracy and durability are built into every part, improving output and endurance. For our customers, this can reduce expenditures and operational costs. Our global footprint and channels help to competitively price such components for your chosen application and provide immediate technical support.

While Honeywell's switch and sensor solutions are suitable for a wide array of basic and complex applications, our custom-engineered solutions offer enhanced precision, repeatability, and ruggedness. We offer domain knowledge and technology resources, along with a close working relationship, to develop and deliver cost-effective, individually tailored solutions. Whether clean-slate development or simple modifications to an existing design are needed, our expertly engineered solutions help to meet the most stringent requirements with world-class product designs, technology integration, and customer-specific manufacturing.


Global service, sourcing, and manufacturing. Industry-leading engineers. Value-added assemblies and solutions. A one-stop, full-service, globally competitive supplier.

TABLE OF CONTENTS

Force Sensors	3
Airflow Sensors	4-5
Board Mount Pressure Sensors	6-10
Board Mount Pressure Sensors, Flow-Through	11
Heavy Duty Pressure Transducers	12-15
Test and Measurement Pressure Transducers	16-17



Measure the addition or backup of force, meaning the resistance of silicon-implemented piezoresistors will increase when flexed under applied force. Potential applications include infusion pumps, anesthesia monitors, blood pressure equipment, and more.



	MICROFORCE FMA SERIES	FSA SERIES	FSG SERIES
Signal conditioning	amplified	amplified	unamplified
Technology	silicon die (piezoresistive)	silicon die (piezoresistive)	silicon die (piezoresistive)
Output	SPI- or I ² C-compatible digital	<ul style="list-style-type: none"> ratiometric analog SPI- or I²C-compatible digital 	360 mV typ.
Force range	N: 5, 15, 25	<ul style="list-style-type: none"> N: 5, 7.5, 10, 15, 20, 25 lb: 1, 1.5, 2, 3, 5 g: 500, 750 kg: 1, 2 	0 N to 5 N, 0 N to 10 N, 0 N to 15 N, 0 N to 20 N
Overforce	3X force range	6804 g [15 lb]	60 N max. (range dependent)
Operating temperature range	-40°C to 85°C [-40°F to 185°F]	0°C to 70°C [32°F to 158°F]	-40°C to 85°C [-40°F to 185°F]
Compensated temperature range	5°C to 50°C [41°F to 122°F]	5°C to 50°C [41°F to 122°F]	–
Measurements (H x W x D)	2,54 x 5,0 mm x 5,0 mm [0.1 in x 0.20 in x 0.20 in]	8,25 mm x 17,36 mm x 25,02 mm [0.32 in x 0.68 in x 0.99 in]	9,04 mm x 12,70 mm x 18,14 mm [0.36 in x 0.50 in x 0.71 in]
Features	very small size, calibrated and temperature compensated using on-board Application Specific Integrated Circuit (ASIC), direct mechanical coupling of sphere,	calibrated and temperature compensated using on-board Application Specific Integrated Circuit (ASIC)	extremely low deflection, low repeatability and linearity error



	FSS SERIES	FSS-SMT SERIES	TBF BASIC SERIES	1865 SERIES
Signal conditioning	unamplified	unamplified	unamplified	unamplified
Technology	silicon die (piezoresistive)	silicon die (piezoresistive)	silicon die (piezoresistive)	silicon die (piezoresistive)
Output	360 mV typ.	360 mV typ.	mV	<ul style="list-style-type: none"> current excitation: 100 mV typ. voltage excitation: 40 mV typ.
Force range or pressure range	0 N to 5 N, 0 N to 10 N, 0 N to 15 N, 0 N to 20 N	0 N to 5 N, 0 N to 10 N, 0 N to 15 N, 0 N to 20 N	<ul style="list-style-type: none"> 1 bar to 10 bar 100 kPa to 1 MPa 15 psi to 150 psi 	0 psi to 5 psi, 0 psi to 10 psi, 0 psi to 15 psi, 0 psi to 25 psi, 0 psi to 30 psi
Overforce or overpressure	60 N max. (range dependent)	60 N max. (range dependent)	<ul style="list-style-type: none"> 17 bar max. 1.70 MPa max. 245 psi max. (all range dependent) 	60 psi max. (range dependent)
Operating temperature range	-40°C to 85°C [-40°F to 185°F]	-40°C to 85°C [-40°F to 185°F]	0°C to 50°C [32°F to 122°F]	-28°C to 54°C [-18°F to 129°F]
Compensated temperature range	–	–	0°C to 50°C [32°F to 122°F]	-1°C to 54°C [30°F to 129°F]
Measurements (H x W x D)	3,18 mm x 14,22 mm x 5,59 mm [0.13 in x 0.56 in x 0.22 in]	3,18 mm x 13,70 mm x 5,59 mm [0.13 in x 0.54 in x 0.22 in]	3,89 mm x 7 mm x 7 mm [0.15 in x 0.28 in x 0.28 in]	11,05 mm x 17,15 mm x 17,15 mm [0.44 in x 0.68 in x 0.68 in]
Features	low deflection, low voltage, direct mechanical coupling of sphere, small size	low deflection, low voltage, direct mechanical coupling of sphere, small size	pressure measurement for liquid media extremely small size, low power consumption	pressure measurement for liquid media, 8-pin DIP electrical connection

AIRFLOW SENSORS




Contain advanced microstructure technology to provide a sensitive and fast response to flow, amount/direction of air or other gases. Potential applications include HVAC, gas metering, chromatography, vent hoods, and medical equipment.




	HONEYWELL ZEPHYR™ HAF SERIES-HIGH ACCURACY ±50 SCCM TO ±750 SCCM	HONEYWELL ZEPHYR™ HAF SERIES-HIGH ACCURACY 10 SLPM TO 300 SLPM
Signal conditioning	amplified, compensated	amplified, compensated
Technology	silicon die with thermally isolated heater	silicon die with thermally isolated heater
Flow/pressure range	±50 SCCM to ±750 SCCM	10 SLPM, 15 SLPM, 20 SLPM, 50 SLPM, 100 SLPM, 200 SLPM, 300 SLPM
Output	analog (Vdc), digital (I ² C)	digital (I ² C)
Power consumption	<ul style="list-style-type: none"> • 3.3 Vdc: 40 mW typ. (no load) (analog), 23 mW typ. (no load) (digital) • 5.0 Vdc: 55 mW typ. (no load) (analog), 38 mW typ. (no load) (digital) 	<ul style="list-style-type: none"> • 3 Vdc: 60 mW max. • 10 Vdc: 200 mW max.
Port style	long port, short port	manifold mount, 22 mm OD tapered male fitting, G 3/8 female threaded fitting
Media compatibility	dry non-corrosive gases	dry non-corrosive gases
Temperature range	<ul style="list-style-type: none"> • operating: -20°C to 70°C [-4°F to 158°F] • compensated: 0°C to 50°C [32°F to 122°F] 	<ul style="list-style-type: none"> • operating: -20°C to 70°C [-4°F to 158°F] • compensated: 0°C to 50°C [32°F to 122°F]
Dimensions (H x W x D)	<ul style="list-style-type: none"> • long port: 20 mm x 36 mm x 19,9 mm [0.79 in x 1.42 in x 0.78 in] • short port: 17,6 mm x 28,8 mm x 19,9 mm [0.69 in x 1.13 in x 0.78 in] 	110 mm x 54,4 mm x 54 mm [4.3 in x 2.14 in x 2.1 in] (22 mm OD, tapered male fitting - largest)
Features	high accuracy, high sensitivity at very low flows, high stability, low pressure, linear output; customizable, full calibration and temperature compensation	built-in bypass provides high performance, easy integration, and custom calibration



	AWM500 SERIES	AWM700 SERIES
Signal conditioning	amplified	amplified
Technology	silicon die	silicon die
Flow/pressure range	0 SLPM to 5.0 SLPM, 0 SLPM to 10.0 SLPM, 0 SLPM to 15.0 SLPM, 0 SLPM to 20.0 SLPM	200 SLPM
Output	analog	analog
Power consumption	100 mW max.	60 mW max.
Port style	1/4 in-18 NPT	22 mm tapered
Media compatibility	dry gas only	dry gas only
Temperature range	<ul style="list-style-type: none"> • operating: -20°C to 70°C [-4°F to 158°F] • compensated: 0°C to 50°C [32°F to 122°F] 	<ul style="list-style-type: none"> • operating: -25°C to 85°C [-13°F to 185°F] • compensated: 10°C to 40°C [50°F to 104°F]
Dimensions (H x W x D)	35,6 mm x 162,8 mm x 32,3 mm [1.40 in x 6.41 in x 1.27 in]	82,55 mm x 46,5 x 32,5 mm [3.25 in x 1.83 in x 1.28 in]
Features	sensitivity to low flows, enhanced response time, low power consumption, analog output, laser trimmed	sensitivity to low flows, enhanced response time, low power consumption, analog output, highly stable



AWM1000 SERIES	AWM2000 SERIES	AWM3000 SERIES	
unamplified, compensated	unamplified, compensated	amplified	Signal conditioning
silicon die	silicon die	silicon die	Technology
±200 SCCM, 1000 SCCM to -600 SCCM, ±5,0 mbar [2.0 inH ₂ O]	±30 SCCM, ±200 SCCM, ±1000 SCCM, ±5,0 mbar [2.0 inH ₂ O]	30 SCCM, 200 SCCM, 1000 SCCM, ±1000 SCCM, 0 mbar to 1.25 mbar [0 inH ₂ O to 0.5 inH ₂ O], 0 mbar to 5,0 mbar [0 inH ₂ O to 2 inH ₂ O], 5,0 mbar [2.0 inH ₂ O]	Flow/pressure range
analog	analog	analog	Output
30 mW typ.	30 mW typ.	50 mW typ.	Power consumption
straight	straight	straight	Port style
dry gas only	dry gas only	dry gas only	Media compatibility
-25°C to 85°C [-13°F to 185°F]	-25°C to 85°C [-13°F to 185°F]	-25°C to 85°C [-13°F to 185°F]	Temperature range
12,7 mm x 54,4 mm x 31,5 mm [0.5 in x 2.14 in x 1.24 in]	12,7 mm x 54,4 mm x 31,5 mm [0.5 in x 2.14 in x 1.24 in]	12,7 mm x 54,4 mm x 31,5 mm [0.5 in x 2.14 in x 1.24 in]	Dimensions (H x W x D)
sensitivity to low flows, enhanced response time, low power consumption, analog output, bi-directional sensing capability	sensitivity to low flows, enhanced response time, low power consumption, analog output, bi-directional sensing capability	sensitivity to low flows, fast response time, low power consumption, analog output, amplified, bi-directional flow	Features




AWM4000 SERIES	AWM9000 SERIES	
unamplified (compensated) or amplified	uncompensated	Signal conditioning
silicon die	silicon die	Technology
±25.0 SCCM, 1.0 SLPM, 6.0 SLPM	±200 SCCM, ±5,0 mbar [2.0 inH ₂ O]	Flow/pressure range
analog	analog	Output
60 mW max. or 75 mW max.	50 mW max.	Power consumption
manifold	parallel	Port style
dry gas only	dry gas only	Media compatibility
<ul style="list-style-type: none"> operating: -40°C to 125°C [-40°F to 251°F] compensated: -25°C to 85°C [-13°F to 185°F] 	-25°C to 85°C [-13°F to 185°F]	Temperature range
12,7 mm x 30,5 mm x 30,2 mm [0.50 in x 1.2 in x 1.19 in]	13,08 mm x 30,48 mm x 27,94 mm [0.52 in x 1.2 in x 1.1 in]	Dimensions (H x W x D)
sensitivity to low flows, enhanced response time, low power consumption, analog output, laser trimmed	sensitivity to low flows, fast response time, low power consumption, analog output, bi-directional sensing capability	Features

BOARD MOUNT PRESSURE SENSORS

Utilize a specialized piezoresistive, micro-machined, sensing element which allows part interchangeability, and enhanced performance, reliability, and accuracy.





	TRUSTABILITY™ RSC SERIES	TRUSTABILITY™ HSC SERIES	TRUSTABILITY™ SSC SERIES
Signal conditioning	amplified	amplified	amplified
Pressure range	<ul style="list-style-type: none"> • ±1.6 mbar to ±10 bar • ±160 Pa to ±1 MPa • ±0.5 inH₂O to ±150 psi 	<ul style="list-style-type: none"> • ±1.6 mbar to ±10 bar • ±160 Pa to ±1 MPa • ±0.5 inH₂O to ±150 psi 	<ul style="list-style-type: none"> • ±1.6 mbar to ±10 bar • ±160 Pa to ±1 MPa • ±0.5 inH₂O to ±150 psi
Pressure reference	absolute, differential, gage	absolute, differential, gage	absolute, differential, gage
Output	24-bit digital SPI	<ul style="list-style-type: none"> • digital: I²C, SPI • analog: Vdc 	<ul style="list-style-type: none"> • digital: I²C, SPI • analog: Vdc
Calibrated	yes	yes	yes
Temperature compensation	yes	yes	yes
Total error band	as low as ±0.25 %FSS depending on pressure range after customer auto-zero	±1 %FSS to ±3 %FSS depending on pressure range	±2 %FSS to ±5 %FSS depending on pressure range
Accuracy	±0.1 %FSS BFSL	±0.25 %FSS BFSL	±0.25 %FSS BFSL
Mounting option	DIP, SMT	DIP, SIP, SMT	DIP, SIP, SMT
Operating temperature range	-40°C to 85°C [-40°F to 185°F]	-20°C to 85°C [-4°F to 185°F]	-40°C to 85°C [-40°F to 185°F]
Compensated temperature range	-40°C to 85°C [-40°F to 185°F]	0°C to 50°C [32°F to 122°F]	-20°C to 85°C [-4°F to 185°F]
Dimensions (H x W x D)	varies by package style	varies by package style	varies by package style
Approvals	RoHS, WEEE	RoHS, WEEE	RoHS, WEEE
Features	uses a 24-bit analog-to-digital converter with integrated EEPROM, high resolution, high accuracy, industry-leading, accuracy, and flexibility; power consumption <10 mW typ.	industry-leading, long-term stability, total error band, accuracy and flexibility; high burst pressures and working pressure ranges; excellent repeatability; liquid media compatible on port 1	industry-leading, long-term stability, total error band, accuracy, and flexibility; high burst pressures and working pressure ranges; excellent repeatability; liquid media compatible on port 1



TRUSTABILITY™ DPR SERIES	TRUSTABILITY™ TSC SERIES	TRUSTABILITY™ NSC SERIES	
amplified	unamplified	unamplified	Signal conditioning
<ul style="list-style-type: none"> • ±1.6 mbar to ±25 bar • ±160 Pa to ±2.5 kPa • ±0.5 inH₂O to ±10 inH₂O 	<ul style="list-style-type: none"> • ±60 mbar to ±10 bar • ±6 kPa to ±1 MPa • ±1 psi to ±150 psi 	<ul style="list-style-type: none"> • ±2.5 mbar to ±10 mbar • ±250 Pa to ±1 MPa • ±1 inH₂O to ±150 psi 	Pressure range
differential, gage	differential, gage	absolute, differential, gage	Pressure reference
analog (Vdc)	analog (mV)	analog (mV)	Output
yes	yes	no	Calibrated
yes	yes	no	Temperature compensation
as low as ±0.25 %FSS depending on pressure range after customer auto-zero	–	–	Total error band
±0.25 %FSS BFSL	±0.25 %FSS BFSL	±0.25 %FSS BFSL	Accuracy
remote mount	DIP, SIP, SMT	DIP, SIP, SMT	Mounting option
-40°C to 85°C [-40°F to 185°F]	-40°C to 85°C [-40°F to 185°F]	-40°C to 85°C [-40°F to 185°F]	Operating temperature range
-20°C to 70°C [-4°F to 158°F]	0°C to 85°C [32°F to 185°F]	–	Compensated temperature range
22,7 mm x 63,5 mm x 33,38 mm [0.89 in x 2.5000 in x 1.314 in] (sensor body only, does not include electrical terminations)	varies by package style	varies by package style	Dimensions (H x W x D)
RoHS	RoHS, WEEE	RoHS, WEEE	Approvals
designed to withstand tough applications environments such as those found in potential HVAC and other industrial applications, robust and durable housing; industry-standard mounting configuration and barbed ports; choice of electrical terminations	industry-leading, long-term stability allows customers the flexibility of sensor self calibration; liquid media compatible on port 1	industry-leading, long-term stability allows customers the flexibility of sensor self calibration; liquid media compatible on port 1	Features

BOARD MOUNT PRESSURE SENSORS

Potential applications include dialysis equipment, blood analysis, centrifusion and oxygen and nitrogen gas distribution, HVAC devices, data storage, process controls, industrial machinery, pumps, food and beverage, and robotics.





	BASIC ABP SERIES	BASIC ABP2 SERIES	BASIC TBP SERIES
Signal conditioning	amplified	amplified	unamplified
Pressure range	<ul style="list-style-type: none"> • ±60 mbar to ±10 bar • ±6 kPa to ±1 MPa • ±1 psi to ±150 psi 	<ul style="list-style-type: none"> • ±6 mbar to ±1.2 bar • ±600 Pa to ±1.2 MPa • ±2 inH₂O psi to ±1.75 psi 	<ul style="list-style-type: none"> • ±60 mbar to ±10 bar • ±6 kPa to ±1 MPa • ±1 psi to ±150 psi
Pressure reference	differential, gage	absolute, differential, gage	gage
Output	<ul style="list-style-type: none"> • digital: I²C, SPI • analog: Vdc 	<ul style="list-style-type: none"> • digital: I²C, SPI • analog: Vdc 	analog (mV)
Calibrated	yes	yes	yes
Temperature compensation	yes	yes	yes
Total error band	±1.5 %FSS BFSL	as low as ±1.5 %FSS BFSL	–
Accuracy	±0.25 %FSS BFSL	±0.25 %FSS BFSL	±0.25 %FSS BFSL
Mounting option	DIP, SMT, leadless SMT	DIP, SMT, leadless SMT	DIP, SMT, leadless SMT
Operating temperature range	-40°C to 85°C [-40°F to 185°F]	-40°C to 110°C [-40°F to 230°F]	-40°C to 125°C [-40°F to 257°F]
Compensated temperature range	0°C to 50°C [32°F to 122°F]	-40°C to 110°C [-40°F to 230°F]	0°C to 85°C [32°F to 185°F]
Dimensions (H x W x D)	as small as 7 mm x 7 mm x 3,84 mm [0.276 in x 0.276 in x 0.151 in]	as small as 7.3 mm x 6.37 mm x 3,59 mm [0.29 in x 0.25 in x 0.141 in]	as small as 7 mm x 7 mm x 3,84 mm [0.276 in x 0.276 in x 0.151 in]
Approvals	RoHS, WEEE	RoHS, REACH, IPC/JEDEC J-STD-020E Moisture Sensitivity Level 1 requirements, NSF-169, LFGB and BPA compliant materials	RoHS, WEEE
Features	designed to provide a simple, cost-effective, basic performance, high quality solution for those medical and industrial applications where high performance, stability, and accuracy are not as critical; liquid media compatible on ports 1 and 2; food-grade compliant	designed to provide a simple, cost-effective, basic performance, high quality solution for those medical and industrial applications where high performance, stability, and accuracy are not as critical; liquid media compatible on ports 1 and 2; food-grade compliant	designed to provide a simple, cost-effective, basic performance, high quality solution for those medical and industrial applications where high performance, stability, and accuracy are not as critical; liquid media compatible on port 1; food-grade compliant



BASIC NBP SERIES		MICROPRESSURE MPR SERIES	
unamplified	amplified		Signal conditioning
<ul style="list-style-type: none"> • ±60 mbar to ±10 bar • ±6 kPa to ±1 MPa • ±1 psi to ±150 psi 	<ul style="list-style-type: none"> • 60 mbar to 2.5 bar • 6 kPa to 250 kPa • 1 psi to 30 psi 		Pressure range
absolute, gage	absolute, gage		Pressure reference
analog (mV)	24-bit digital I ² C, SPI		Output
no	yes		Calibrated
no	yes		Temperature compensation
–	as low as ±1.5 %FSS after customer auto-zero		Total error band
±0.25 %FSS BFSL	±0.25 %FSS BFSL		Accuracy
DIP, SMT, leadless SMT	leadless SMT		Mounting option
-40°C to 125°C [-40°F to 257°F]	-40°C to 85°C [-40°F to 185°F]		Operating temperature range
–	0°C to 50°C [32°F to 122°F]		Compensated temperature range
as small as 7 mm x 7 mm x 3,84 mm [0.276 in x 0.276 in x 0.151 in]	as small as 5 mm x 5 mm x 3,13 mm [0.20 in x 0.20 in x 0.12 in]		Dimensions (H x W x D)
RoHS, WEEE	REACH, RoHS		Approvals
designed to provide a simple, cost-effective, basic performance, high quality solution for those medical and industrial applications where high performance, stability, and accuracy are not as critical, liquid media compatible on port 1; food-grade compliant	designed to meet the requirements of higher volume medical (consumer and non-consumer) devices and commercial appliance applications; low power consumption; liquid media compatible; food-grade compliant		Features

BOARD MOUNT PRESSURE SENSORS


Utilize a specialized piezoresistive, micro-machined, sensing element which allows part interchangeability, and enhanced performance, reliability, and accuracy. Potential applications include medical, HVAC, data storage, industrial machinery, pumps, and robotics.



	24PC	26PC
Signal conditioning	unamplified	unamplified
Pressure range	<ul style="list-style-type: none"> • SIP, DIP: 0.5 psi to 250 psi • SMT: 1 psi to 15 psi 	<ul style="list-style-type: none"> • SIP, DIP: 1 psi to 250 psi • SMT: 1 psi to 15 psi
Pressure reference	absolute, differential, wet-wet differential, gage	differential, wet-wet differential, gage
Output	mV	mV
Calibrated	no	yes
Temperature compensation	no	yes
Accuracy	linearity and hysteresis: 0.5% typ.	linearity and hysteresis: 0.5% typ.
Mounting options	DIP, SIP, SMT	DIP, SIP, SMT
Operating temperature range	-40°C to 85°C [-40°F to 185°F]	-40°C to 85°C [-40°F to 185°F]
Compensated temperature range	-	0°C to 50°C [32°F to 122°F]
Dimensions (H x W x D)	<ul style="list-style-type: none"> • SIP, DIP: 27,94 mm x 12,7 mm x 16,0 mm [1.10 in x 0.5 in x 0.63 in] • SMT: 7,87 mm x 10,41 mm x 10,92 mm [0.31 in x 0.41 in x 0.43 in] 	<ul style="list-style-type: none"> • SIP, DIP: 27,94 mm x 12,7 mm x 16,0 mm [1.10 in x 0.5 in x 0.63 in] • SMT: 7,87 mm x 10,41 mm x 10,92 mm [0.31 in x 0.41 in x 0.43 in]
Approvals	RoHS, WEEE	RoHS, WEEE
Features	<ul style="list-style-type: none"> • SIP, DIP: true wet/wet differential sensing, miniature package, operable after exposure to frozen conditions, choice of termination for gage sensors • SMT: true wet/wet differential sensing, pick-up feature, maximum peak reflow temperature of 260°C [500°F], end-point calibration, elastomeric construction 	<ul style="list-style-type: none"> • SIP, DIP: true wet/wet differential sensing, miniature package, operable after exposure to frozen conditions, choice of termination for gage sensors • SMT: true wet/wet differential sensing; pick-up feature, maximum reflow temperature of 260°C [500°F], end-point calibration, elastomeric construction


BOARD MOUNT PRESSURE SENSORS

Feature a sensing technology that utilizes a specialized piezoresistive, micro-machined, sensing element. Potential uses include measuring vacuum or positive pressure in medical and environmental applications.



	24PC FLOW-THROUGH SERIES	26PC FLOW-THROUGH SERIES
Signal conditioning	unamplified	unamplified
Pressure range	1 psi to 250 psi	1 psi to 100 psi
Pressure reference	flow-through gage	flow-through gage
Output	mV	mV
Calibrated	no	yes
Temperature compensation	no	yes
Accuracy	linearity and hysteresis: 0.75% typ.	linearity and hysteresis: 0.35% typ.
Mounting options	DIP, SIP	DIP, SIP
Operating temperature range	-40°C to 85°C [-40°F to 185°F]	-40°C to 85°C [-40°F to 185°F]
Compensated temperature range	-	0°C to 50°C [32°F to 122°F]
Dimensions (H x W x D)	8,89 mm x 25,65 mm x 12,7 mm [0.35 in x 1.01 in x 0.50 in]	8,89 mm x 25,65 mm x 12,7 mm [0.35 in x 1.01 in x 0.50 in]
Approvals	RoHS, WEEE	RoHS, WEEE
Features	miniature package, media flow-through port, operable after exposure to frozen conditions, choice of termination	

HEAVY DUTY PRESSURE TRANSDUCERS



MIP SERIES

PX3 SERIES

Pressure port type	7/16-20 UNF 1/4 inch 45° Flare Female Schrader (SAE J512), G1/4 A-G (1179-3), G1/4 A-L (1179-2), M12 x 1.5 (ISO 6149-3), 1/4-18 NPT, (ANSI/ASME B1.20.1), 1/8-27 NPT, (ANSI/ASME B1.20.1)	7/16-20 UNF 1/4 inch 45° Flare Female Schrader (SAE J512), G1/4 A-G (1179-3), G1/4 A-L (1179-2), M12 x 1.5 (ISO 6149-3), 1/4-18 NPT, (ANSI/ASME B1.20.1), 1/8-27 NPT, (ANSI/ASME B1.20.1), brazable tube
Pressure reference	absolute, sealed gage	absolute, sealed gage
Construction	wetted materials: <ul style="list-style-type: none"> • port: stainless steel 304L • diaphragm: stainless steel 316L • external seal for ports: nitrile (other materials available) 	<ul style="list-style-type: none"> • threaded ports: brass C36000 (lead (Pb) content: 3.7% max.) • tube port: copper UNS C12200 (lead (Pb) free)
Pressure range	1 bar to 60 bar 15 psi to 870 psi	1 bar to 50 bar 15 psi to 700 psi
Output	<ul style="list-style-type: none"> • ratiometric: 0.5 Vdc to 4.5 Vdc 	<ul style="list-style-type: none"> • ratiometric: 0.5 Vdc to 4.5 Vdc, 0.33 Vdc to 2.97 Vdc • current: 4 mA to 20 mA
Accuracy	±0.15 %FSS BFSL	±0.25 %FSS
Total error band	<ul style="list-style-type: none"> • up to ±0.75 %FSS: -40°C to 125°C [-40°F to 257°F] 	<ul style="list-style-type: none"> • ±1.0 %FSS: -20°C to 85°C [-4°F to 185°F] • ±2.0 %FSS: <-20°C, >85°C [<-4°F, >185°F]
Amplified	yes	yes
Operating temperature range	-40°C to 125°C [-40°F to 257°F]	-40°C to 125°C [-40°F to 257°F]
Compensated temperature range	-40°C to 125°C [-40°F to 257°F]	-40°C to 125°C [-40°F to 257°F]
Electrical connector type	Metri-Pack 150 (UL V-0)	Metri-Pack 150 (UL V-0), DIN (Male, EN 175301-803C), cable harness (PVC or XLPE)
Dimensions (H x W x D)	50 mm x 22,0 mm [2.0 in x 0.87 in] max.	50 mm x 22,0 mm [2.0 in x 0.87 in]
Certifications/Approvals	drinking water approval: NSF/ANSI/CAN 61, CE, RoHS, REACH	RoHS, REACH, CE
Features	hermetically welded design supports almost any media without the use of an internal seal, sensors are designed to be used in harsh environments that see aggressive media, operates reliably in the presence of electromagnetic fields, such as wireless signals, RF communication, and electrical devices	survives frost exposure (commonly found in refrigeration systems), compatible wth common HFC (hydrofluorocarbon) refrigerants and next generation low global warming potential (GWP) refrigerants



PX2 SERIES

MLH SERIES

7/16-20 UNF 1/4 in 45° Flare Female Schrader, 7/16-20 UNF 45° Flare Male, 7/16-20 UNF 37° Flare Male, G1/4, G1/8, M12 x 1.5, 1/4-18 NPT, 1/8-27 NPT, 9/16-18 UNF, 7/16-20 UNF

1/4-18 NPT, 1/8-27 NPT, 7/16-20 UNF, 1/4 in 45° Flare Female Schrader with depressor, 1/2-14 NPT, R 1/4-19 BSPT, R 1/8-28 BSPT, 3/8-24 UNF with O-ring seal, 7/16-20 UNF with O-ring seal, 1/2-20 UNF with O-ring seal, 9/16-18 UNF with O-ring seal, M10x1 with O-ring seal, M12x1.5 with O-ring seal, M14x1.5 with O-ring seal, M16x1.5 with O-ring seal, M18x1.5 with O-ring seal, M20x1.5 with O-ring seal, G1/8-28 BSPP with bonded washer, G1/4-19 BSPP with bonded washer, G1/8-28 BSPP with elastomeric seal, G1/4-19 BSPP with elastomeric seal

absolute, sealed gage, vented gage

sealed gage, vented gage (relative)

Pressure port type

- **ports and housing:** 304 stainless steel
- **connector:** PBT 30% GF

- **port:** 304L stainless steel
- **diaphragm:** Haynes 214 alloy

Construction

1 bar to 70 bar | 100 kPa to 7 MPa | 15 psi to 1000 psi

6 bar to 550 bar | 50 psi to 8000 psi

Pressure range

- **ratiometric:** 5.0 V (10 %Vs to 90 %Vs, 5.0 V, 5 %Vs to 95 %Vs) 3.3 V (10 %Vs to 90 %Vs, 3.3 V, 5 %Vs to 95 %Vs)
- **regulated:** 1 Vdc to 6 Vdc, 0.25 Vdc to 10.25 Vdc, 0.5 Vdc to 4.5 Vdc, 1 Vdc to 5 Vdc
- **current:** 4 mA to 20 mA

- **ratiometric (from 5 Vdc excitation):** 0.5 Vdc to 4.5 Vdc
- **regulated:** 1 Vdc to 6 Vdc, 0.25 Vdc to 10.25 Vdc, 0.5 Vdc to 4.5 Vdc, 1 Vdc to 5 Vdc
- **current:** 4 mA to 20 mA

Output

±0.25 %FSS

±0.25 %FSS (±0.5 %FSS on ranges below 100 psi)

Accuracy

- **±2 %FSS:** -40°C to 125°C [-40°F to 257°F]

- **±2 %FSS to ±15 %FSS** (depending on temperature range and termination type)

Total error band

yes

yes

Amplified

-40°C to 125°C [-40°F to 257°F]

-40°C to 125°C [-40°F to 257°F]

Operating temperature range

-40°C to 125°C [-40°F to 257°F]

- **ratiometric output:** -40°C to 125°C [-40°F to 257°F]
- **regulated and 4 mA to 20 mA outputs:** -40°C to 125°C [-40°F to 257°F] (See literature for operating and temperature compensation information.)

Compensated temperature range

Metri-Pack 150 (UL 94 HB or V-0 options), Micro M12, DIN, Deutsch, or cable harness (1 m, 2 m, 3 m, or 5 m)

Metri-Pack 150, Hirschmann, M12 x 1 (Brad Harrison micro), DIN 43650-C, 8 mm male, AMP Superseal 1.5, cable harness (1 m or 3 m), flying leads (6 in), Deutsch DTM04-3P (integral)

Electrical connector type

66 mm x 21,5 mm dia. [2.60 in x 0.84 in dia.]

27,0 mm x 27,0 mm x 55 mm [1.06 in x 1.06 in x 2.18 in]

Dimensions (H x W x D)

RoHS, CE

RoHS, CE, UL component recognition for USA/Canada: file no. E258956

Certifications/Approvals

designed for configurability, cost-effective, global support, industry-leading Total Error Band, durable, designed to Six Sigma standards, good EMC protection

all-metal wetted parts, no internal elastomeric seals, input reverse voltage protection, less than 2 ms response time, easy customization, exceeds CE heavy industrial EMC for use in areas of high RFI/EMI

Features

HEAVY DUTY PRESSURE TRANSDUCERS



	13 MM SERIES	19 MM SERIES
Pressure port type	weld ring with back support, 1/8-27 NPT, 1/4-18 NPT, 7/16 UNF	weld ring with body O-ring, flush mount, flush mount with flange, 1/8-27 NPT, 1/4-18 NPT, 7/16 UNF, 1/4 BSPP, Euro O-ring, 1/4 VCR (female nut)
Pressure reference	absolute, sealed gage	absolute, gage, vacuum gage
Construction	wetted parts 316L SS	wetted parts 316L SS
Pressure range	0 psi to 500 psi through 0 psi to 5000 psi	0 psi to 3 psi through 0 psi to 500 psi
Output	0 mV to 100 mV (nominal)	0 mV to 100 mV (nominal)
Accuracy	±0.25 %BFSL max.	±0.25 %BFSL max.
Total error band	–	–
Amplified	no	no
Operating temperature range	-40°C to 125°C [-40°F to 257°F]	-40°C to 125°C [-40°F to 257°F]
Compensated temperature range	0°C to 82°C [32°F to 180°F]	0°C to 82°C [32°F to 180°F]
Electrical connection	ribbon cable	ribbon cable
Dimensions (H x W x D)	varies by body type	varies by body type
Certifications/Approvals	RoHS	RoHS
Features	isolated stainless steel package, voltage or current supply options	isolated stainless steel package, vacuum compatible



SPT SERIES

1/8-27 NPT, 1/4-18 NPT, 7/16-20 UNF, 1/4-19 BSPP, 1/4 VCR gland	Pressure port type
absolute, gage, sealed gage, vacuum gage pressures	Pressure reference
wetted parts 316L SS	Construction
0 psi to 3 psi through 0 psi to 5000 psi	Pressure range
4 mA to 20 mA, 0 mV to 100 mV, 1 Vdc to 5 Vdc	Output
±0.25 %BFSL max.	Accuracy
-	Total error band
yes, amplified and unamplified	Amplified
-40°C to 85°C [-40°F to 185°F]	Operating temperature range
-10°C to 85°C [14°F to 185°F]	Compensated temperature range
bayonet connector, cable	Electrical connection
22,2 mm x 22,2 mm x length varies [0.875 in x 0.875 in x length varies]	Dimensions (H x W x D)
-	Certifications/Approvals
calibrated and temperature compensated, NEMA 4 design, rugged 316 stainless steel wetted parts	Features

TEST & MEASUREMENT PRESSURE TRANSDUCERS

These sensors feature rugged, all welded, stainless steel construction and provide high accuracy, enhanced reliability, and measurement stability. Intrinsically safe options are available for hazardous environments. All are highly configurable for multiple accuracies, outputs, pressure ports, electrical terminations, and pressure ranges.



FP5000 SERIES

Pressure connection 1/4-18 NPT female, 1/4-18 NPT male, 7/16-20 UNF male, G1/4 B female, G1/4-B male

Measurement type absolute, gage

Construction wetted parts Ha C276 and 316L SS: fully welded, oil filled

Pressure range 35 kPa to 10000 kPa, 10 in-H₂O to 50 in-H₂O, 1 bar to 350 bar, 0.5 psi to 5000 psi, 30 in-Hg

Output 4 mA to 20 mA, 0 Vdc to 5 Vdc, 0 Vdc to 10 Vdc

Accuracy 0.2 %FSS BFSL (standard accuracy), 0.1 %FSS BFSL (high accuracy)

	Comp. temperature range	TEB for standard accuracy	TEB for high accuracy
Thermal effects error band	0°C to 60°C [40°F to 140°F]	< ±0.75 %FSS	< ±0.5 %FSS
	-20°C to 80°C [0°F to 176°F]	< ±1.5 %FSS	< ±1.0 %FSS
	-40°C to 85°C [-40°F to 185°F]	< ±2.25 %FSS	< ±1.5 %FSS
	-40°C to 125°C [-40°F to 50°F]	< ±2.25 %FSS	< ±1.5 %FSS

Amplified yes

	Connector	Operating temperature	Sealing
Operating temperature range	PT-02A-10-6P	-40°C to 125°C [-40°F to 250°F]	IP67
	DIN FORM A	-40°C to 125°C [-40°F to 250°F]	IP65
	DIN FORM C	-40°C to 90°C [-40°F to 194°F]	IP65
	integral cable	-40°C to 80°C [-40°F to 176°F]	IP67

Compensated temperature range 0°C to 60°C [40°F to 140°F], -20°C to 80°C [0°F to 176°F], -40°C to 85°C [-40°F to 185°F], -40°C to 125°C [-40°F to 50°F]

Electrical connection PT-02A-10-6P, DIN FORM A, DIN FORM C, Integral cable

Dimensions (H x W x D) varies by pressure port and electrical connector type

Certifications/Approvals RoHS, CE approved

Features media-isolated piezoresistive silicon pressure sensor: compensated for sensor offset, sensitivity, temperature effects, and non-linearity to offer improved thermal stability and accuracy; Hastelloy® C276 and 316L stainless steel wetted parts provide durability with abrasive or corrosive media; full analog path, high speed, no digitization error signal; zero point null adjustment



TJE

1/4-18 NPT female, 1/4-18 NPT male,
7/16-20 UNF female, 7/16-20 UNF male,
G 1/4 male, 9/16-18 UNF female, VCR male, VCR female

absolute, gage

wetted parts 17-4 PH SS or 15-5 PH SS,
304 SS case material, fully welded

1 psi to 60,000 psi

4 mA to 20 mA, 0 Vdc to 5 Vdc, 0 Vdc to 10 Vdc, mV/V

±0.10% full scale

temperature, compensated

Measure

15°C to 70°C [60°F to 160°F]

temperature effect, zero

0.0025 %FS/°F

temperature effect, span

0.0025 %Reading/°F

sealing

hermetically sealed,
IP68/NEMA 6P

yes, amplified and unamplified

-70°C to 160°C [-100°F to 325°F] up to 1000 psi,
-70°C to 120°C [-100°F to 250°F] 1500 psi and above

15°C to 70°C [60°F to 160°F], -20°C to 85°C [0°F to 185°F],
-30°C to 55°C [-20°F to 130°F], -30°C to 90°C [-20°F to 200°F],
20°C to 120°C [70°F to 250°F], 20°C to 160°C [70°F to 325°F],
20°C to 200°C [70°F to 400°F], -50°C to 120°C [-65°F to 250°F]

Bendix PT 6-pin, Amphenol MS 6-pin, integrated cable,
1/2-14 conduit with PVC cable, DIN 43650

varies by pressure port and electrical connector type

RoHS, CE approved

strain gage based transducer and features a unique "true gage"
design that utilizes a second welded stainless steel diaphragm
that hermetically seals the strain gage circuitry from atmospheric
contamination. This design references the primary pressure sensing
diaphragm to the atmosphere, and provides a stable zero regardless
of the transducer environment

A-105

7/16-20 UNF male, M12 x 1.5 male

gage

wetted parts 17-4 PH SS, Inconel X-750, fully welded,
flush diaphragm

300 psi to 15,000 psi

4 mA to 20 mA, 1 Vdc to 5 Vdc, 1 Vdc to 10 Vdc, mV/V

±0.5% full scale

temperature, compensated

Measure

-1°C to 70°C [30°F to 160°F]
(amplified)
15°C to 70°C [60°F to 160°F]
(unamplified)

temperature effect, zero

0.015 %FS/°F (amplified)
0.01 %FS/°F (unamplified)

temperature effect, span

0.02 %reading/°F
(amplified & unamplified)

sealing

-

yes, amplified and unamplified

-29°C to 85°C [-20°F to 185°F] amplified
-54°C to 149°C (-65°F to 300°F) unamplified

15°C to 70°C [60°F to 160°F], 0°C to 55°C [30°F to 130°F],
-30°C to 90°C [-20°F to 200°F], 20°C to 120°C [70°F to 250°F],
20°C to 200°C [70°F to 400°F], -50°C to 120°C [-65°F to 250°F]

Bendix PT 6 pin, integrated teflon cable,
integrated submersible cable

varies by electrical connector type

RoHS, CE approved

manufactured with a unitized stainless steel diaphragm. The
advantage of this type of design is that a thin diaphragm and heavy
sidewalls are made from one piece of stainless steel. This unitized
diaphragm is rugged, but at the same time can be made thin enough
to measure low pressures

Pressure connection

Measurement type

Construction

Pressure range

Output

Accuracy

Thermal effects error band

Amplified

Operating temperature range

Compensated temperature range

Electrical connection

Dimensions (H x W x D)

Certifications/Approvals

Features

FOR MORE INFORMATION

Honeywell Advanced Sensing Technologies services its customers through a worldwide network of sales offices and distributors. For application assistance, current specifications, pricing or the nearest Authorized Distributor, visit [our website](#) or call:

USA/Canada	+1 302 613 4491
Latin America	+1 305 805 8188
Europe	+44 1344 238258
Japan	+81 (0) 3-6730-7152
Singapore	+65 6355 2828
Greater China	+86 4006396841

Honeywell Advanced Sensing Technologies

830 East Arapaho Road
Richardson, TX 75081
sps.honeywell.com/ast

WARRANTY/REMEDY

Honeywell warrants goods of its manufacture as being free of defective materials and faulty workmanship during the applicable warranty period. Honeywell's standard product warranty applies unless agreed to otherwise by Honeywell in writing; please refer to your order acknowledgement or consult your local sales office for specific warranty details. If warranted goods are returned to Honeywell during the period of coverage, Honeywell will repair or replace, at its option, without charge those items that Honeywell, in its sole discretion, finds defective.

The foregoing is buyer's sole remedy and is in lieu of all other warranties, expressed or implied, including those of merchantability and fitness for a particular purpose. In no event shall Honeywell be liable for consequential, special, or indirect damages.

While Honeywell may provide application assistance personally, through our literature and the Honeywell web site, it is buyer's sole responsibility to determine the suitability of the product in the application.

Specifications may change without notice. The information we supply is believed to be accurate and reliable as of this writing. However, Honeywell assumes no responsibility for its use.

HA C276[®] (also known as HASTELLOY[®] C-276) is a registered trademark of Haynes International Inc.
Solstice[®] N40 is a registered trademark of Honeywell International Inc.

008081-30-EN | 30 | 06/21
© 2021 Honeywell International Inc. All rights reserved.

